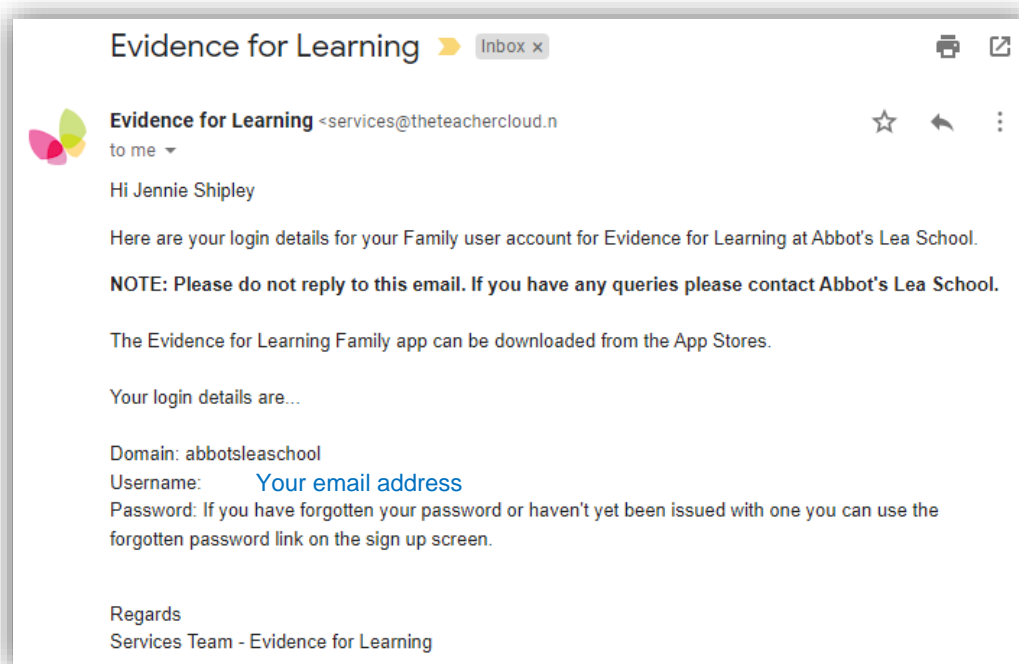
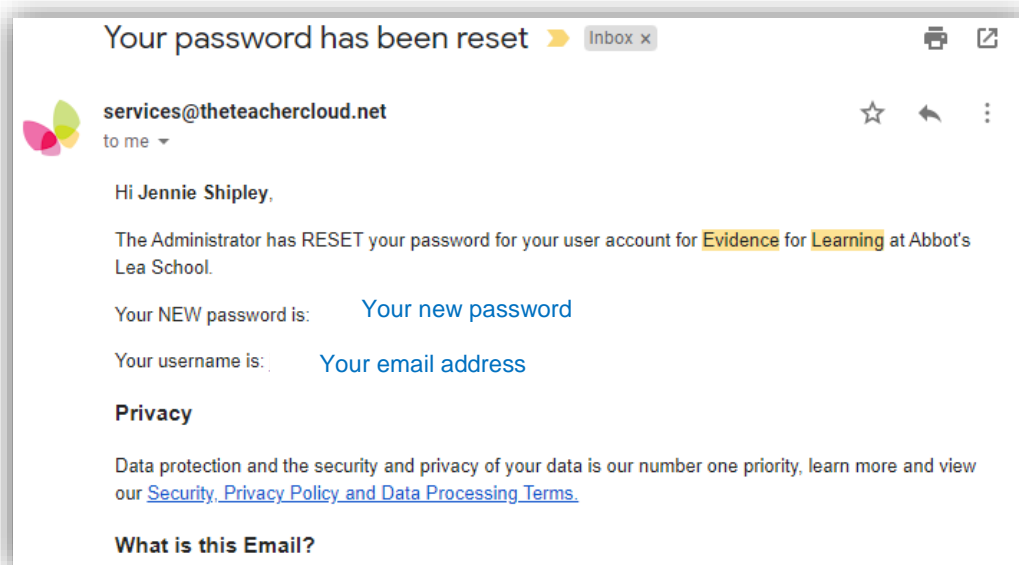


Evidence for Learning has developed a new family app, you will receive 2 emails which will contain all the information you will need to login.

The first will contain your username and the domain needed on the login screen.



The second email will be a password reset, containing your new password.



Once these details have arrived in your inbox (can sometimes end up in your junk folder), you then need to download the evidence for learning family app which is available for both Apple and Android.



If you don't receive any emails about a new account, please email [itsupport@abbotsleaschool.co.uk](mailto:itsupport@abbotsleaschool.co.uk) to let them know, if you send them your students name and the email address you would like to use for the account.

The first time the app is opened, it will ask for the login details.

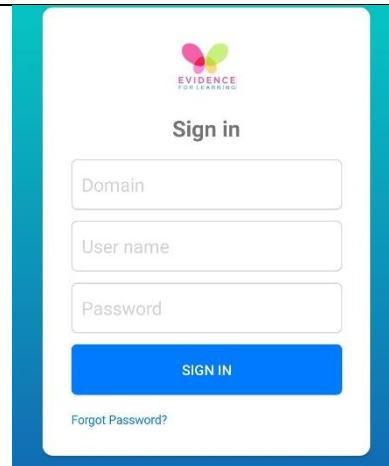
Domain: [abbotsleaschool](#)

User name: [Your email address](#)


Password: [Password in email.](#)

If these don't seem to be working, follow the steps in the 'Forgot Password?' section.

If you are still unable to login email [itsupport@abbotsleaschool.co.uk](mailto:itsupport@abbotsleaschool.co.uk)



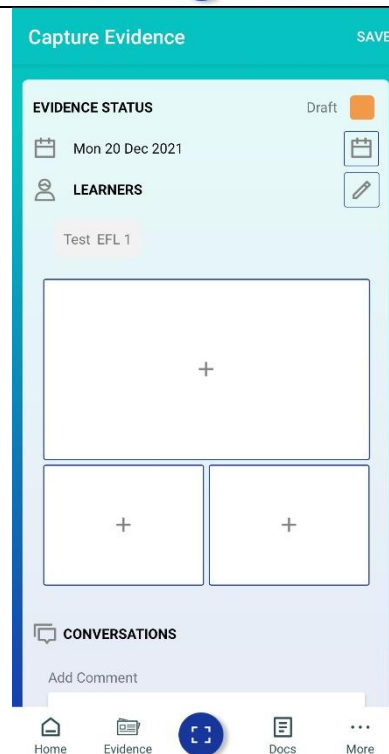
Once the app has successfully been logged into, the main home screen should be visible.



### Capture Evidence



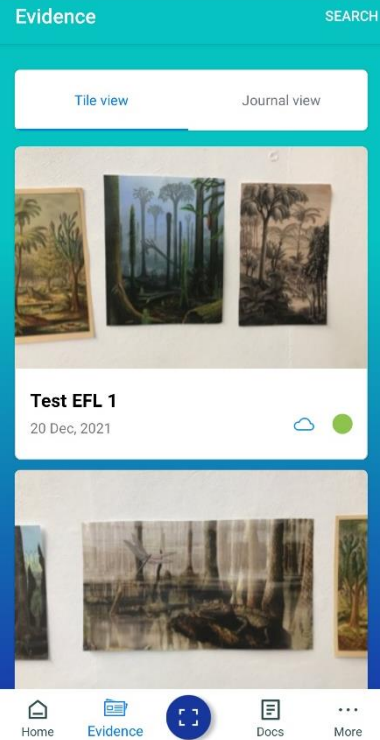
The above two buttons will take you to the capture evidence screen. Here you will be able to take pictures and videos of your learners work, this evidence will then be stored in the cloud for school to see.



## Evidence



The above two buttons will take you to the evidence page, here you can view all evidence that has been uploaded by school, or by yourselves.



The above two buttons will take you to the documents page, here you can view all documents that have been created.

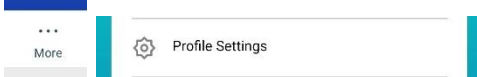
## Default learner



If you have more than one student at our school you can change the default learner in this section



## More



The more button will take you to some options, the main one that will be used is profile settings.

In here you be able to change some basic settings to the account and enable a passcode for the app.

You can also log out the account from this device or change the password if needed.

